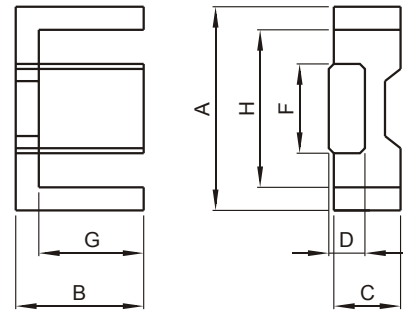

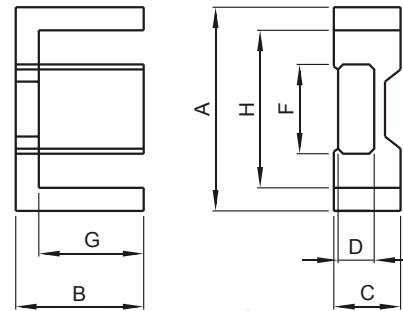



EFD TYPE CORES



EFD10/ EFD15



EFD

EFD TYPE CORES (MATERIALS): P1, P2, P3

Dimensions & Effective parameter

CORES TYPE	Dimensions(mm)							Effective parameter					
	A	B	C	D	F	G	H	C1(mm ³)	Ae(mm ²)	Le(mm)	Ve(mm)	Al ±25% (nH/N ²)	Weight(g)
EFD10	10.5±0.3	5.20±0.1	2.70±0.1	1.45±0.2	4.55±0.25	3.75±0.2	7.75±0.25	3.29	7.2	23.7	171	560(p2)	0.91
EFD12	12.5±0.3	6.20±0.2	3.50±0.2	2.0±0.2	5.40±0.25	4.55±0.20	9.00±0.25	2.50	11.4	28.5	325	800(p2)	1.8
EFD13	13.2±0.3	6.60±0.2	4.60±0.2	2.05±0.2	5.60±0.25	4.5±0.20	10.7±0.25	3.01	9.80	29.5	289	700(p3)	1.6
EFD15	15±0.40	7.50±0.2	4.65±0.2	2.4±0.2	5.30±0.25	5.5±0.25	11.0±0.35	2.27	15.0	34.0	510	700(p2)	2.8
EFD17	16.9±0.30	7.60±0.2	5.50±0.2	2.9±0.2	7.30±0.15	5.6±0.15	13.2±0.34	1.77	20.0	35.4	708	1050(p3)	3.3
EFD20	20±0.55	10.0±0.2	6.65±0.3	3.6±0.2	8.90±0.3	7.7±0.25	15.4±0.50	1.52	31.0	47.0	1460	1300(p2)	70
EFD20L	20±0.55	12.7±0.25	6.65±0.3	3.6±0.2	8.90±0.3	10.45±0.25	15.4±0.50	1.85	33.0	61.2	2105	1050(p3)	7.9
EFD25	25±0.65	12.5±0.2	9.1±0.3	5.2±0.2	11.4±0.3	9.3±0.25	18.7±0.60	1.00	58.0	57.0	3300	2000(p2)	16
EFD30	30±0.80	15.0±0.2	9.1±0.3	4.9±0.25	14.6±0.4	11.2±0.3	22.4±0.75	0.98	69.0	68.0	4700	2100(p2)	24
EFD50	50±0.80	25.0±0.3	10.0±0.3	6.0±0.20	23.0±0.3	17.0±0.3	35.0±0.80	0.68	151.5	103.3	15463	3900(p3)	90